

PARACETAMOL

Paracetamol (Acetaminophen) Enzyme Assay Kit

- *Specific enzyme reaction - doesn't react with conjugated or common metabolites of paracetamol or with N-acetyl cysteine*
- *Rapid - assay may be performed manually in 15 minutes*
- *Adaptable - kit can be run on discrete analysers*
- *Reliable - consistent performances on External Quality Assessment*
- *Robust - easy to use methodology*

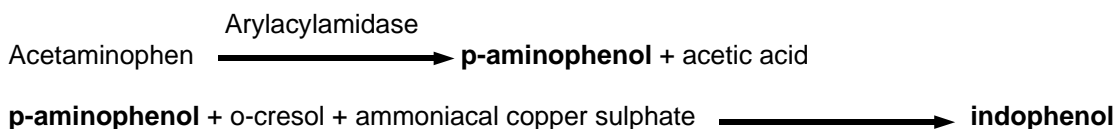
• Indication

The paracetamol assay is an enzymatic assay for the detection and quantitation of free paracetamol in human sera or plasma.

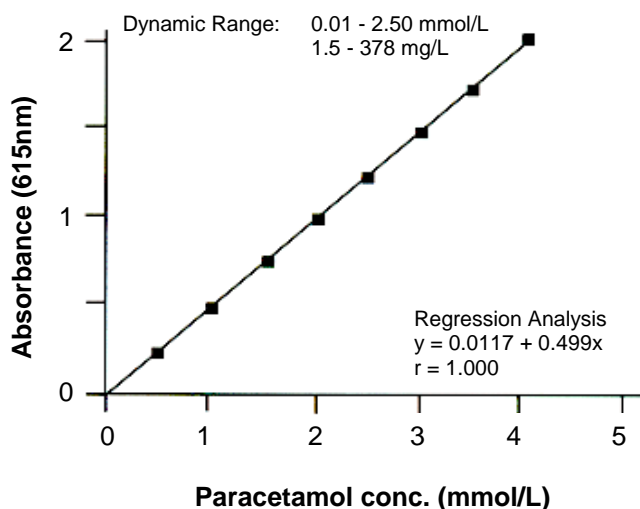
• Summary and explanation of test

Paracetamol is a commonly used analgesic which, if taken in excessive amounts, can lead to toxic liver damage and, less commonly, to renal impairment.

The method is based on the use of an enzyme specific for the amide bond of acylated aromatic amines. It cleaves the paracetamol molecule, yielding p-aminophenol, which reacts specifically with o-cresol in ammoniacal copper solution to produce a blue colour. The assay is specific for the parent compound and does not detect paracetamol metabolites.



• Linearity



- *Related Product: Salicylate*
- *Safety Datasheet & Protocols available on-line at: <http://www.clsdiagnostics.com/downloads/>*

Paracetamol Enzyme Assay Kit

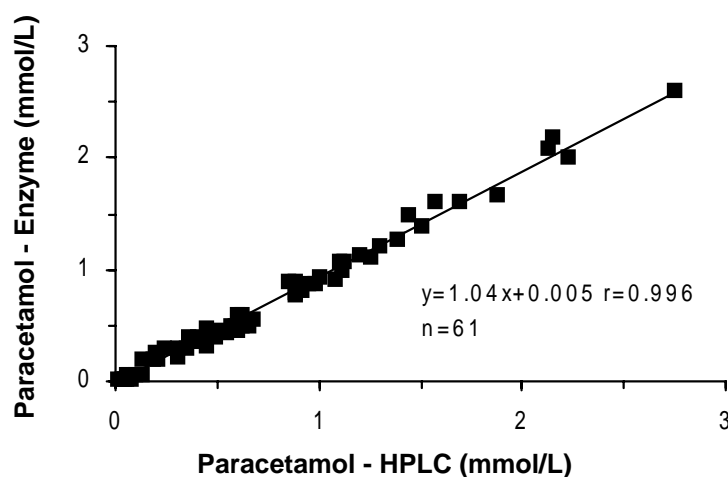
Catalogue No. K8001/K8002



Precision

Intra-assay precision (n = 20)			Inter-assay precision (n = 20)		
Mean (mmol/L)	Mean (mg/L)	CV (%)	Mean (mmol/L)	Mean (mg/L)	CV (%)
0.20	30.2	2.4	0.23	34.8	2.6
0.37	55.9	1.1	0.41	62.0	1.4
1.17	176.9	1.0	1.18	178.4	1.7

Correlation



Recovery

Recovery of paracetamol added to human sera showed the following results:

Paracetamol		% Recovery
(mmol/L)	(mg/L)	
0.48	72.6	103.1
0.84	127.0	99.4
1.20	181.4	100.3
1.56	235.9	99.0
1.92	290.3	98.6

Cambridge Life Sciences Ltd.

14 St. Thomas' Place, Cambridgeshire Business Park,
Ely, Cambs, CB7 4EX, UK

Telephone: +44 (0)1353 645200

Fax: +44 (0)1353 645250

E-mail: sales@clsdiagnostics.com

<http://www.clsdiagnostics.com/>

Test procedure

10mL diluent
↓ ↓
Reconstitute enzyme

50 µL
↓ ↓
Dispense sample, calibrator or control

0.5 mL
↓ ↓
Add reconstituted enzyme reagent

Incubate 5 minutes


1 mL
↓ ↓
Add colour reagent A

1 mL
↓ ↓
Add colour reagent B and mix well

Incubate
min: 4 mins
max: 60 mins
and read at 615 nm



PARAV4 180505



CAMBRIDGE
LIFE
SCIENCES

