AUTOZYME™ TAB

Anti-thyroid peroxidise antibodies

- ***Accuracy - calibration to IRP NIBSC 66/387 & internal controls***
- ***Flexibility - kit can be run manually or on automated system***
- ***Practicality - "break a well" strips allows economic use***
- ***Precision - allows samples to be run in singles***
- ***Ready to use - colour coded reagents***
- ***Specificity - use of recombinant human thyroid peroxidase antigen***

• *Indication*

The AUTOZYME™ TAB Anti-thyroid peroxidise (TPO) antibodies kit is a sandwich immunoassay for the quantitative detection of anti-TPO antibodies in human serum.

• *Summary and explanation of test*

Autoimmune thyroid gland disorders are characterised by the detection of anti-thyroid antibodies against thyroglobulin, thyroid microsomes and thyroid peroxidise. TPO has been identified as the specific antigenic determinant of the thyroid microsomal antigen. TPO autoantibodies occur in the sera of most autoimmune thyroid disease patients and predict raised serum TSH levels in random populations but do not necessarily imply tissue destruction.

The AUTOZYME™ TAB Anti-TPO antibodies kit uses recombinant human thyroid peroxidise which does not contain contaminating thyroglobulin and/or mitochondria found in other microsomal antigen preparations. The assay is design for both manual and automated methodologies.

• *Reference ranges*

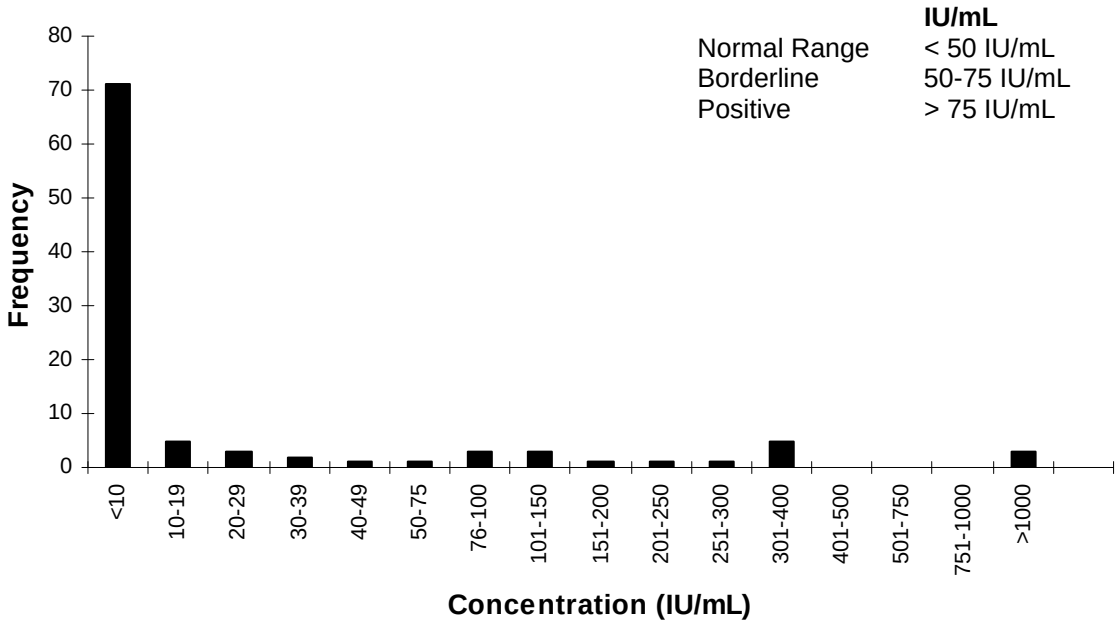

- ***Related Products:*** **AUTOZYME™ ACL, IFAB, RF**
- ***Instructions for use & safety data sheets available on-line at: http://www.clsdiagnostics.com/downloads***

AUTOZYME™ TAB
Anti-thyroid peroxidise antibodies
Catalogue No. Z2396

CE

• Precision

Intra-assay precision (n = 20)		Inter-assay precision (n = 12)	
Mean (IU/mL)	CV (%)	Mean (IU/mL)	CV (%)
36.1	3.6	104.1	3.9
244.9	4.6	250.7	5.4
1037.2	6.7	1013.7	7.0

• Linearity

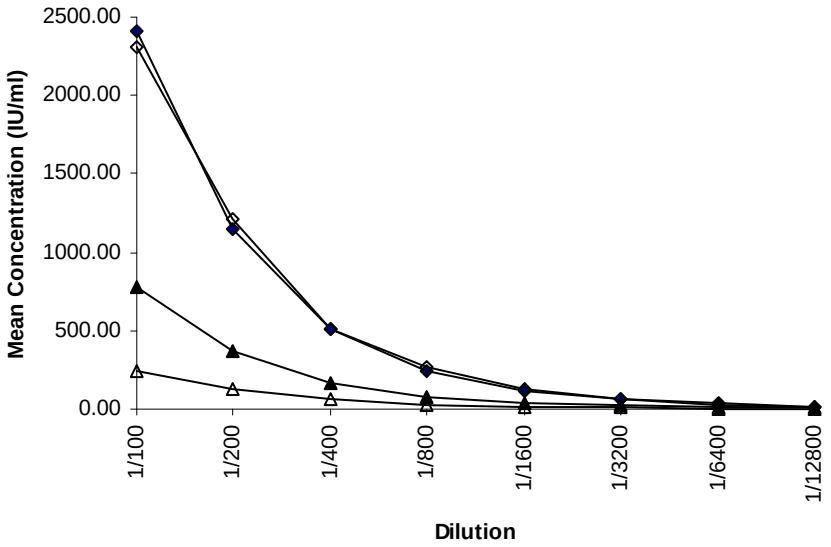

• Precision profile of the working range

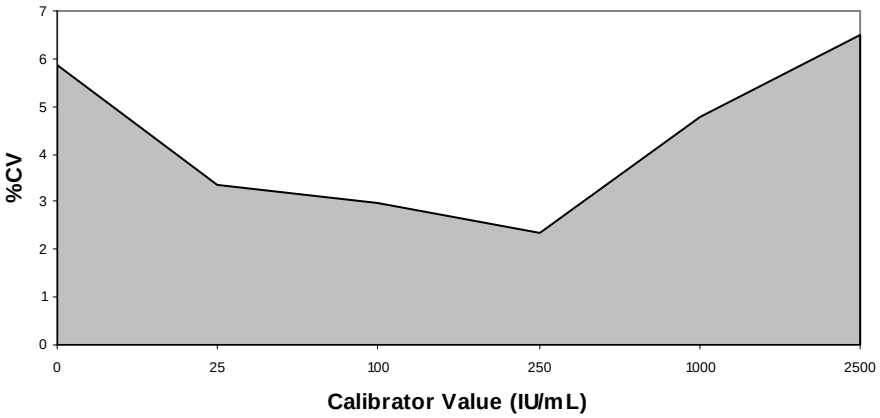

Cambridge Life Sciences Ltd.
14 St. Thomas' Place, Cambridgeshire Business Park,
Ely, Cambs, CB7 4EX, UK
Telephone: +44 (0)1353 645200 Fax: +44 (0)1353 645250

Test procedure

10 µL sample
1990µL diluent
Dilute Sample 1/200

50 µL sample
Add calibrator, control or diluted sample
Incubate for 30 minutes

Wash 3 times

100 µL conjugate
Incubate for 30 minutes

Wash 3 times

100 µL substrate
Incubate for 30 minutes

100 µL stopping buffer
Measure at 405nm

AUT TAB/TPO v04 141013